

Investor Presentation

Q2 2019



huami

Disclaimer

This presentation has been expressed or implied, are made by the Company or any of its affiliates, advisers or representatives or the underwriters as to, and no reliance should be placed upon, the accuracy, fairness, completeness or correctness of the information or opinions presented or contained in this presentation. By viewing or accessing the information contained in this presentation, you acknowledge and agree that none of the Company or any of its affiliates, advisers or representatives or the underwriters accept any responsibility whatsoever (in negligence or otherwise) for any loss howsoever arising from any information presented or contained in this presentation or otherwise arising in connection with the presentation. The information presented or contained in this presentation is subject to change without notice and its accuracy is not guaranteed. None of the Company or any of its affiliates, advisers or representatives or the underwriters make any undertaking to update any such information subsequent to the date hereof. This presentation should not be construed as legal, tax, investment or other advice.

The Company has filed a registration statement on Form F-3 with the SEC relating to the proposed public offering of its securities in the United States, but the registration statement has not yet become effective. The proposed offering of the Company's securities to be made in the United States will be made solely on the basis of the information contained in the prospectus included in such registration statement, as amended. Any decision to purchase the Company's securities in the proposed offering should be made solely on the basis of the information contained in the prospectus.

This presentation contains statements that reflect the Company's intent, beliefs or current expectations about the future. These statements can be recognized by the use of words such as "expects," "plans," "will," "estimates," "projects," "intends," or words of similar meaning. These forward-looking statements are not guarantees of future performance and are based on a number of assumptions about the Company's operations and other factors, many of which are beyond the Company's control, and accordingly, actual results may differ materially from these forward-looking statements. Caution should be taken with respect to such statements and you should not place undue reliance on any such forward-looking statements. The Company or any of its affiliates, advisers or representatives or the underwriters has no obligation and does not undertake to revise forward-looking statements to reflect newly available information, future events or circumstances.

This presentation does not constitute an offer to sell or an invitation to purchase or subscribe for any securities of the Company for sale in the United States or anywhere else. No part of this presentation shall form the basis of or be relied upon in connection with any contract or commitment whatsoever. Specifically, these materials do not constitute a "prospectus" within the meaning of the U.S. Securities Act of 1933, as amended, and the regulations enacted thereunder. This presentation does not contain all relevant information relating to the Company or its securities, particularly with respect to the risks and special considerations involved with an investment in the securities of the Company and is qualified in its entirety by reference to the detailed information in the prospectus relating to the proposed offering. Any decision to purchase the Company's securities in the proposed offering should be made solely on the basis of the information contained in the prospectus relating to the proposed offering.

In evaluating its business, the Company uses certain non-GAAP measures as supplemental measures to review and assess its operating and financial performance. These non-GAAP financial measures have limitations as analytical tools, and when assessing the Company's operating and financial performances, investors should not consider them in isolation, or as a substitute for any consolidated statement of operations data prepared in accordance with U.S. GAAP.

THE INFORMATION CONTAINED IN THIS DOCUMENT IS HIGHLY CONFIDENTIAL AND IS BEING GIVEN SOLELY FOR YOUR INFORMATION AND ONLY FOR YOUR USE IN CONNECTION WITH THIS PRESENTATION. THE INFORMATION CONTAINED HEREIN MAY NOT BE COPIED, REPRODUCED, REDISTRIBUTED, OR OTHERWISE DISCLOSED, IN WHOLE OR IN PART, TO ANY OTHER PERSON IN ANY MANNER. Any forwarding, distribution or reproduction of this presentation in whole or in part is unauthorized.

By viewing, accessing or attending this presentation, you agree not to remove these materials, or any materials provided in connection herewith, from the conference room where such documents are provided. You agree further not to photograph, copy or otherwise reproduce this presentation in any form or pass on this presentation to any other person for any purpose, during the presentation or while in the conference room. You must return this presentation and all other materials provided in connection herewith to the Company upon completion of the presentation.

en prepared by Huami Corporation (the "Company") solely for informational purposes. The information included herein in this presentation has not been independently verified. No representations, warranties or undertakings,

2019 2Q Financial and Operating Highlights

Revenue

 **RMB1,038.7 M**

Exceeding guidance range

YOY

 **+36.6%**

Adjusted Net Income

attributable to Huami **

 **RMB111.7 M**

YOY

 **+10.0%**

huami

华米科技

Units Shipped

 **8.3 M**

YOY

 **+53.7%**

**Adjusted net income represents net income excluding share-based compensation expenses, and such adjustment has no impacts on income tax.

2019 1H Financial and Operating Highlights

Revenue

 **RMB1,838.3 M**

Exceeding guidance range

YOY

 **+36.6%**

Adjusted Net Income

attributable to Huami **

 **RMB206.7 M**

YOY

 **+6.5%**

huami
华米科技

Units Shipped

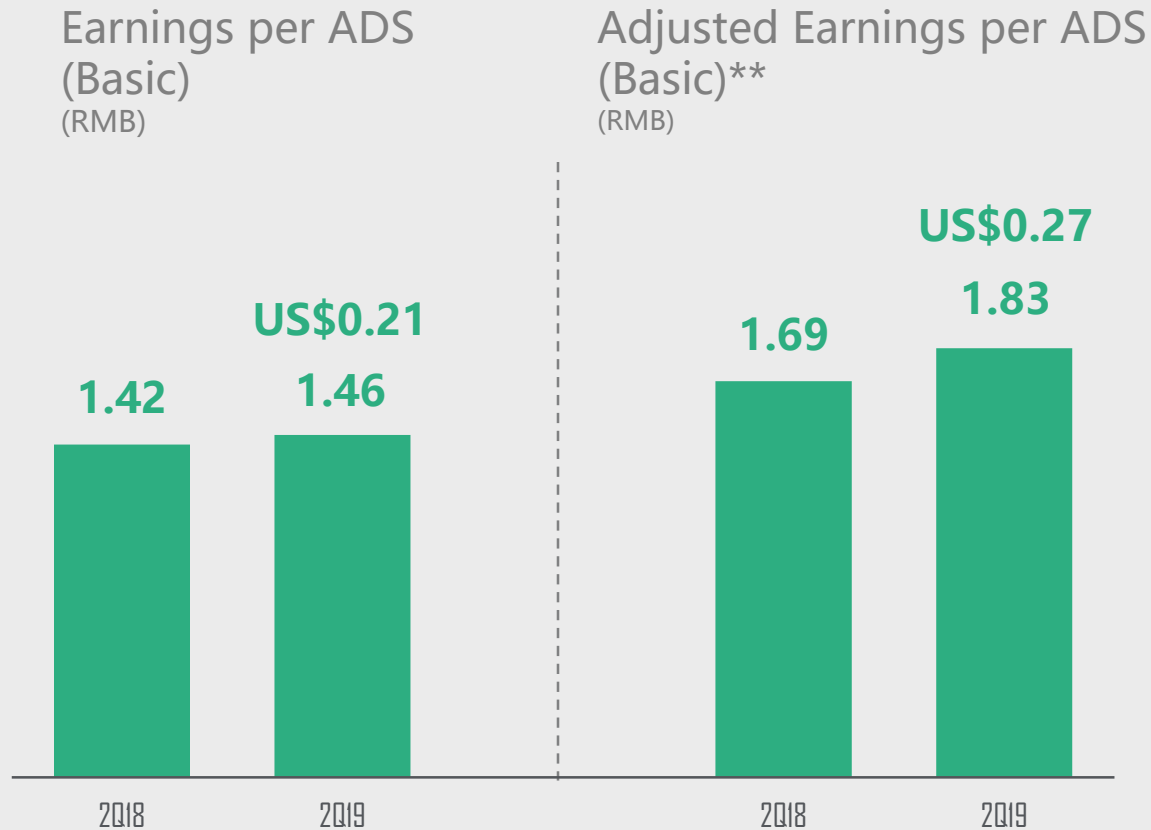
 **13.9 M**

YOY

 **+37.6%**

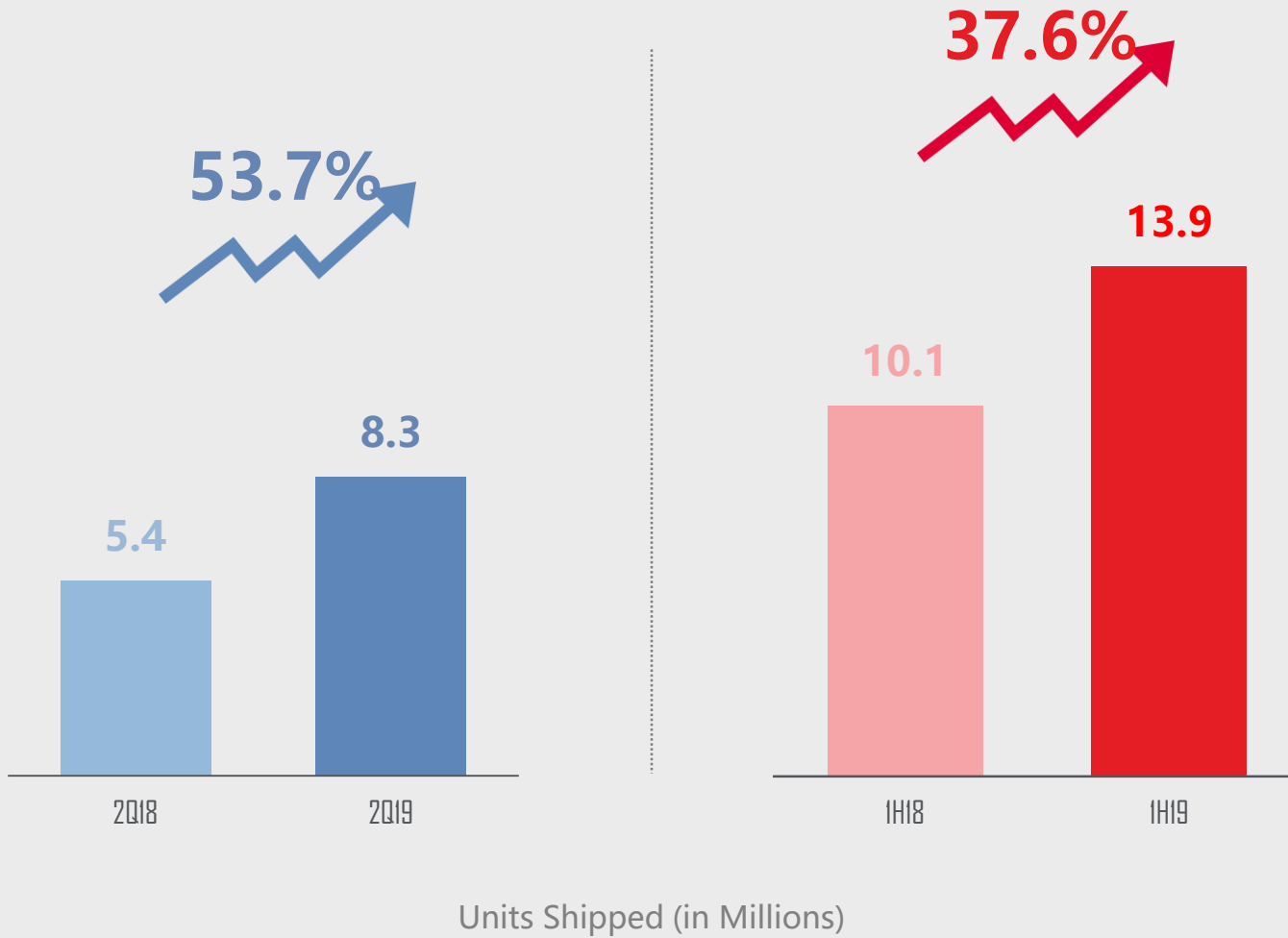
**Adjusted net income represents net income excluding share-based compensation expenses, and such adjustment has no impacts on income tax.

Solid Earnings Growth



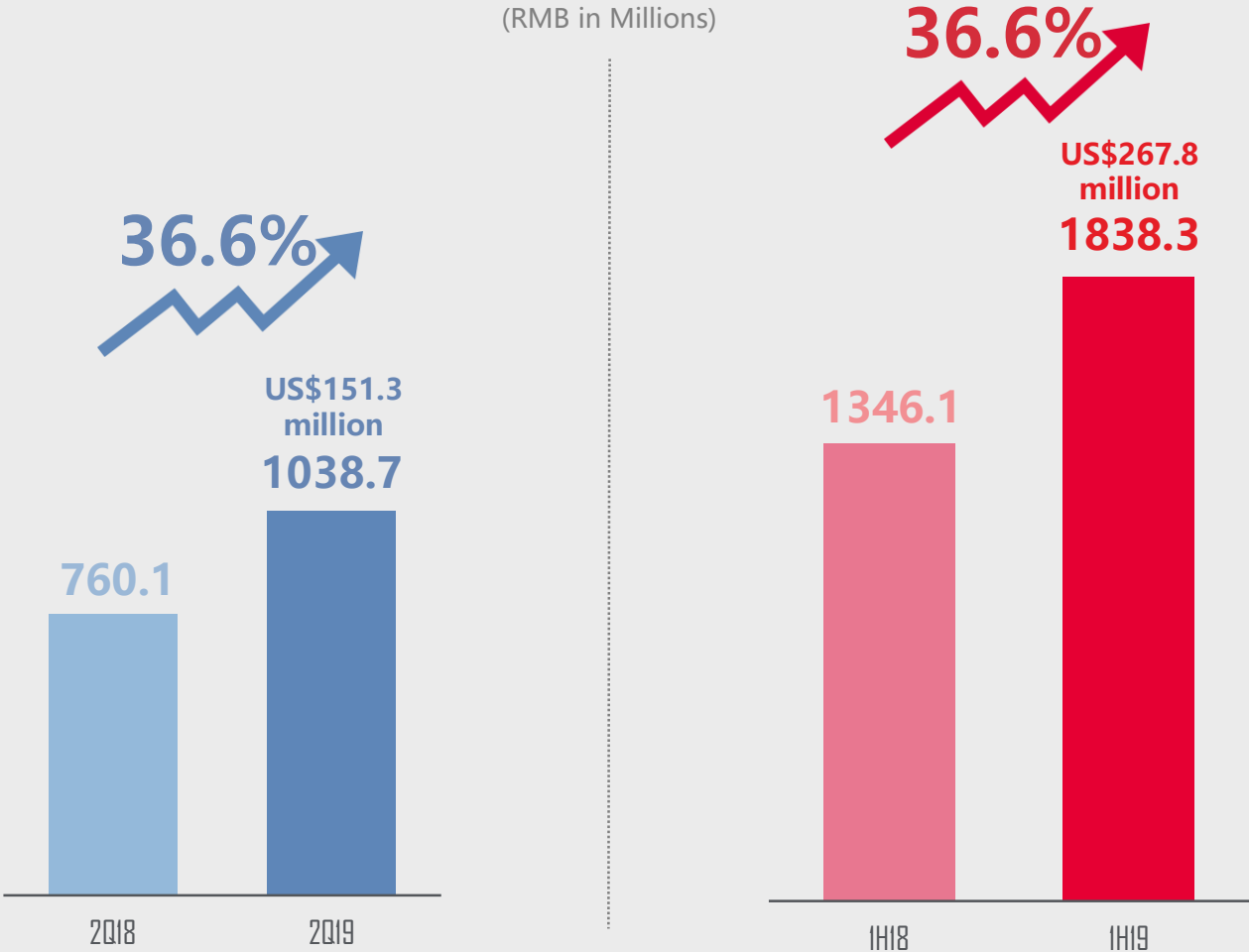
**Adjusted net income represents net income excluding share-based compensation expenses, and such adjustment has no impacts on income tax.

Shipment Data



Robust Top Line Growth With Increasing Gross Profit

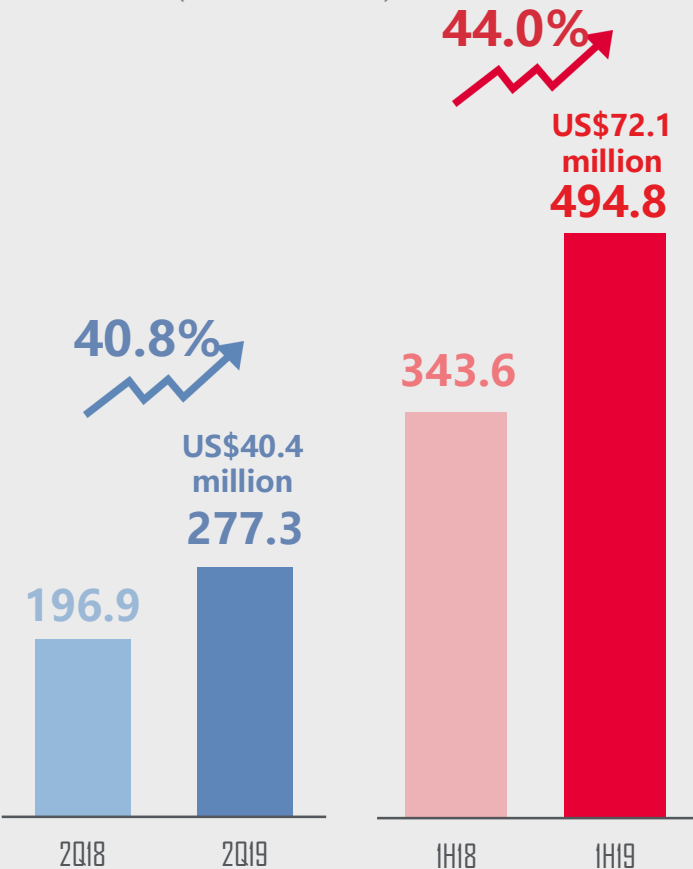
Revenue
(RMB in Millions)



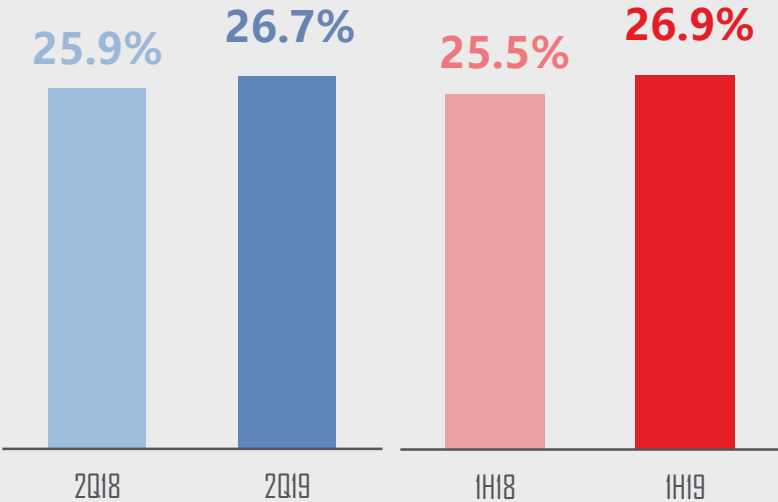
Robust Top Line Growth With Increasing Gross Profit

Gross Profit

(RMB in Millions)

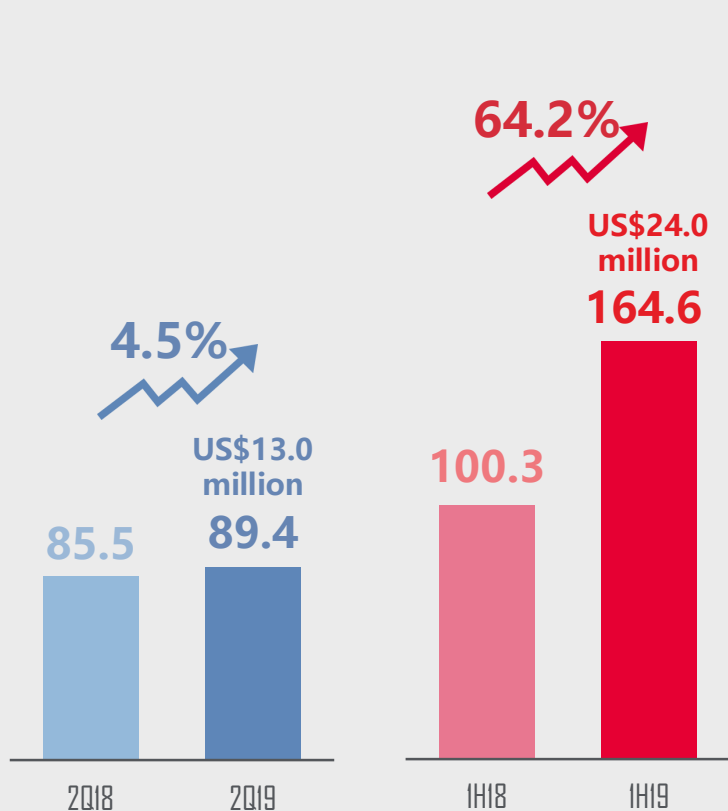


Gross Margin

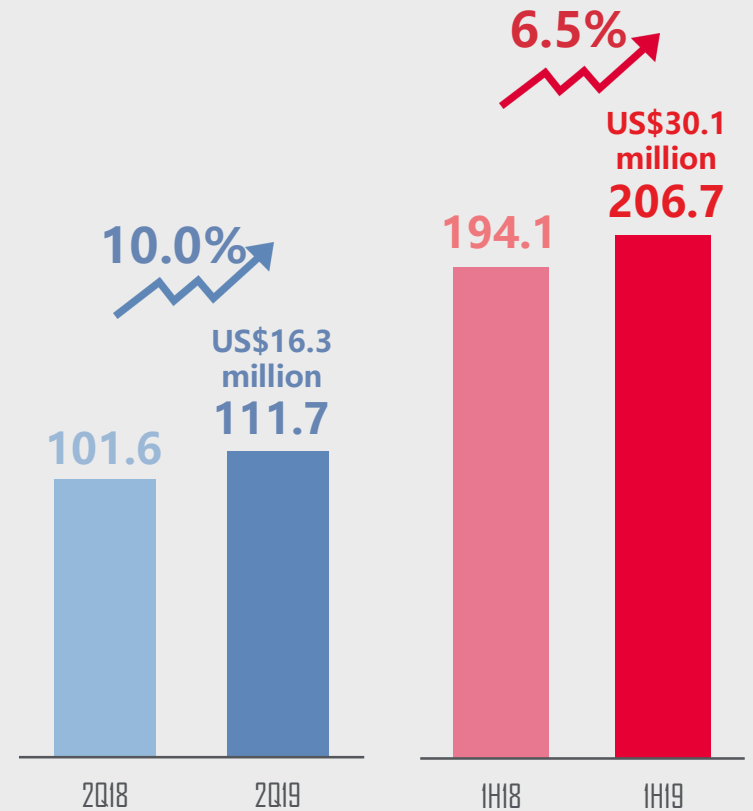


Solid Earnings Growth

Net Income Attributable to Huami
(RMB in Millions)



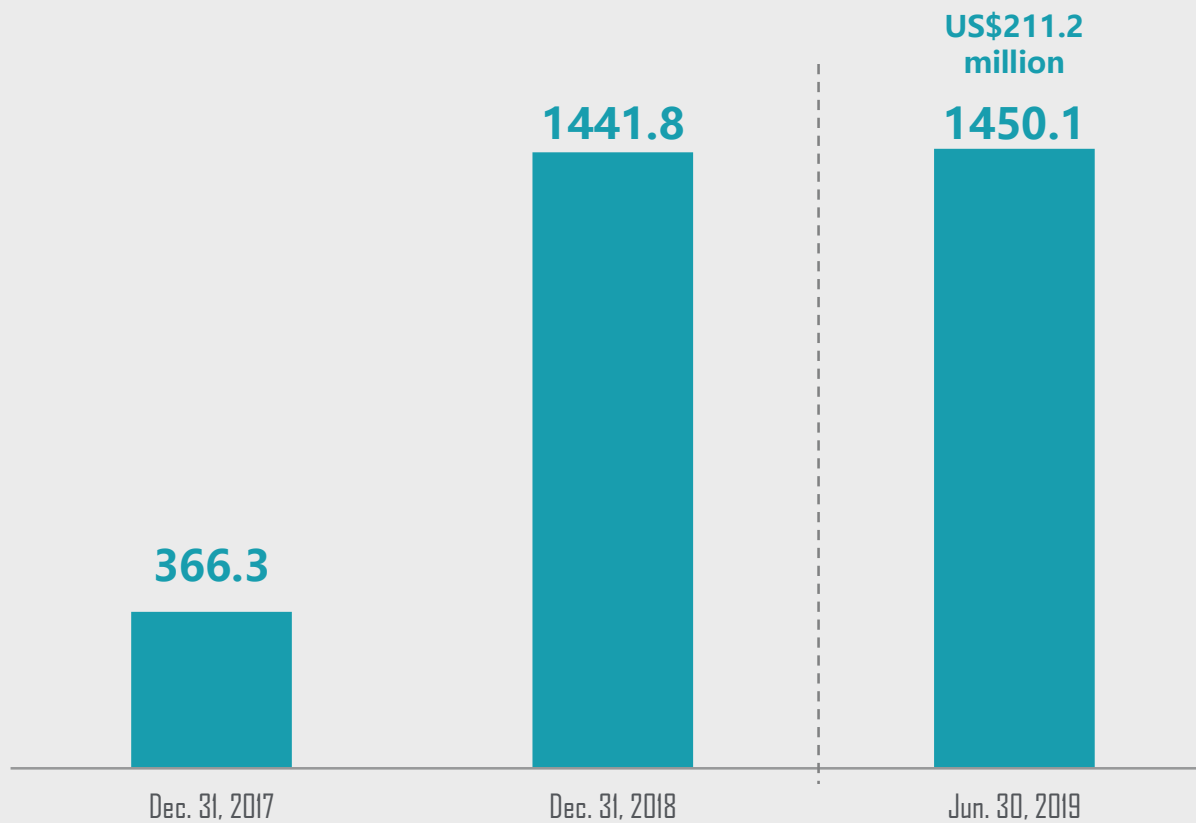
Adjusted Net Income Attributable to Huami
(RMB in Millions)



**Adjusted net income represents net income excluding share-based compensation expenses, and such adjustment has no impacts on income tax.

Improving Liquidity Position

Cash and Cash Equivalents
(RMB in Millions)




Business Outlook

For the third quarter of 2019, the Company currently expects:

- Net revenues to be between RMB1.64 billion to 1.67 billion, which would represent an increase of approximately 52.6% to 55.4% from RMB1,074.7 million for the third quarter of 2018



Thank You



huami